

Introduction

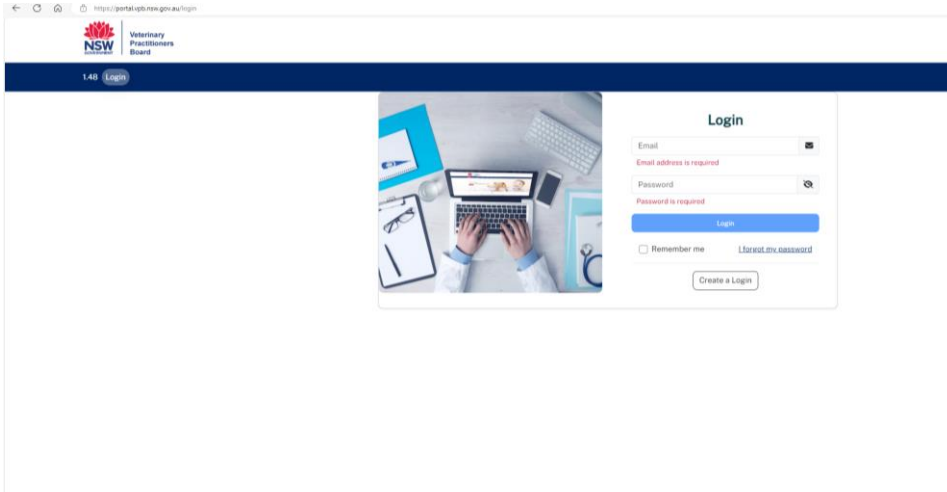
Graduands of veterinary science degrees are eligible to register to practice in NSW before they have attended their graduation ceremony by applying for registration with the NSW Veterinary Practitioners Board and being granted **“Provisional Registration”**. Once you have attended your graduation ceremony, your registration can be converted to **“Full Registration”**.

Procedure

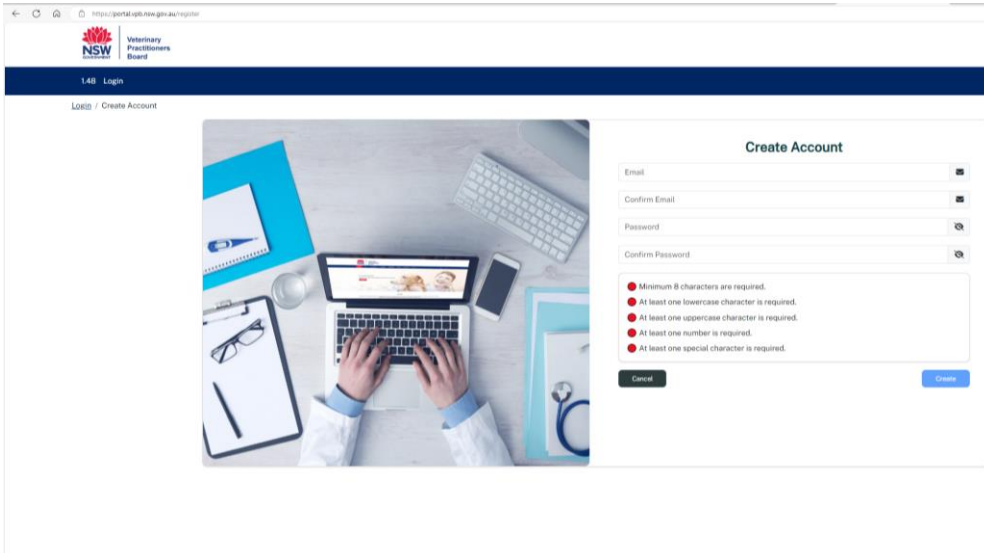
1. Go to www.vpb.nsw.gov.au.
2. Select the **“Registrations”** tab.
3. Click on the **“Provisional Registration”** hyperlink. You can read more about **“Provisional Registration”** here.
4. To begin your application, click **“Apply for registration as a veterinarian”**. This will take you to the Board’s online Portal.
5. Alternatively, you can click [here](#) to be taken directly to the Portal.

The Portal

1. You will need to click on **“Create a login”** beneath the blue **“Login”** bar to begin your application.



The **Account Creation** page will look like this:



- 2. Once you have created a new login, **confirm your account** by clicking on the link sent to your nominated email address. Ensure you check your junk folder if you do not receive the confirmation email.



- 3. Click on the words “...following link” in this email, which will take you back to the Portal so that you can login.

Your Application

- 1. Login to the Portal.
- 2. Once you are logged in, you will be taken directly to the “**Application Form**”.
- 3. Follow the prompts to complete your application.
- 4. During your application, you will be required to verify your identity through GreenID using **your PASSPORT, DRIVER’S LICENSE, BIRTH CERTIFICATE or MEDICARE CARD** if you are an Australian citizen. If you are not an Australian citizen, you will need to obtain a certified copy of one of these documents (See below on how to have a document certified).
- 5. You will also need to provide details of your qualifications. Enter the year of **your graduation ceremony** as the year of your qualification (i.e 2025).
- 6. **However, on the next screen, please do not click the button that says you have graduated.** You must have attended a graduation ceremony *in person or in absentia* to be considered to have graduated. This is a common error observed in new applications for provisional registration and **will delay processing of your application as you will have to start over again if you indicate you have already graduated and accidentally apply for “Full Registration”**.

< Notifications Home Address Work Address Mailing Address Verification of Identity Qualification Details | >

Qualification Details

Have you attended your graduation ceremony (in person or absentia)? *

Yes No



7. You will then **nominate the date you wish for your registration to begin**. Your registration date will be the date you nominate, or the date that your application is approved, **whichever is later**.
8. Please note, your registration cannot be processed until the Board has received the Dean’s List from your university or you have provided a Statement of Completion or your Academic Transcript via eEquals.

< Home Address Work Address Mailing Address Verification of Identity Qualification Details Date Required >

Date Required

Requested Registration Start Date (dd/mm/yyyy) *

22/11/2023

Your registration will take effect from the date it is approved or your requested date whichever is later.

Your registration start date may affect your registration fee.

You may only practice in NSW if you have current registration in another state or territory of Australia under the NRV. If you do not have registration in another state or territory you cannot refer to yourself as a veterinarian or work as veterinarian until you have been granted registration by the Board.

9. Applications are processed on a first-in, first served basis. You can submit your application now to give yourself the best chance of the earliest possible approval in January. We are unable to accommodate “rush applications”. Please communicate these timelines to your employer.
10. You are not permitted to practice as a veterinarian before your “**Provisional Registration**” has been granted by us. You can work as a veterinary nurse during the application process.
11. You may be required to provide **certified copies** of documentation as part of the application process:

[Home](#) / Registration

< Declaration Health Declaration Conduct Declaration Declaration Supporting Documents Application Summary >

your application requires the following submissions:

Passport type photo

File "2023/11/22_28_2_1_Per_Photo_Panda Bear Prov.jpg" is uploaded
Upload complete

Delete
Preview

Proof of Identity *

File "2023/11/22_28_2_2_App_Docs_Proof_ID_Panda Bear PProv Drivers Licence.pdf" is uploaded

Upload complete

Delete
Preview

Proof of Name Change *

File "2023/11/22_28_2_24_Certified_Proof_of_Change_of_Name_Panda Bear Prov Change of Name.pdf" is uploaded

Upload complete

Delete
Preview

Proof of qualification

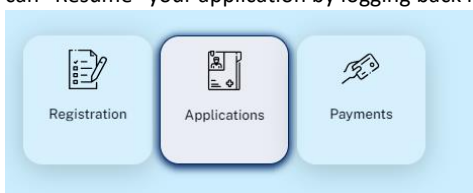
Enter eEquals link details
 Upload certified proof of primary qualifications



12. **Certification of a copy** requires that you take your original document and a photocopy to an “acceptable referee” to have them certified with the term “I certify this to be a true copy of the original as supplied to me” and the acceptable referee’s signature.
 - Here is a fact sheet about certifying documents: <https://www.servicesaustralia.gov.au/how-to-get-certified-copies-documents?context=22591>
 - Here is a list of who is authorized to certify documents: <https://www.servicesaustralia.gov.au/acceptable-referees-for-individual-healthcare-identifier-ihl-request?context=22591>
13. You will make several declarations before proceeding with payment of your registration fee. Please read these carefully. The Board has a practitioner health program available to assist you. More information is available [here](#).
14. Pay the required fee through the Portal, comprised of a \$145 application fee and \$160 registration fee (pro rata for a half year registration).

Incomplete applications

1. If for any reason you are unable to complete your application in one sitting and wish to come back to it later, you can “Resume” your application by logging back into the Portal and clicking on the “Applications” tile.



Application processing

1. Wait for an email confirming that your application to be processed. During busy periods, processing time is approximately 10 business days. This time will be extended during the Board office shutdown period between 20 December 2024 and 6 January 2025.
2. You will be issued with a registration number in the email sent from the Portal when your application has been processed.

General information

If you have difficulties in applying for registration or have questions, please contact the Board office on 8338 1177 for assistance.

We look forward to receiving your application and welcoming you to the profession.